

# FOUNTAIN FDM-01

## Serial Hercules

### Maintenance advices

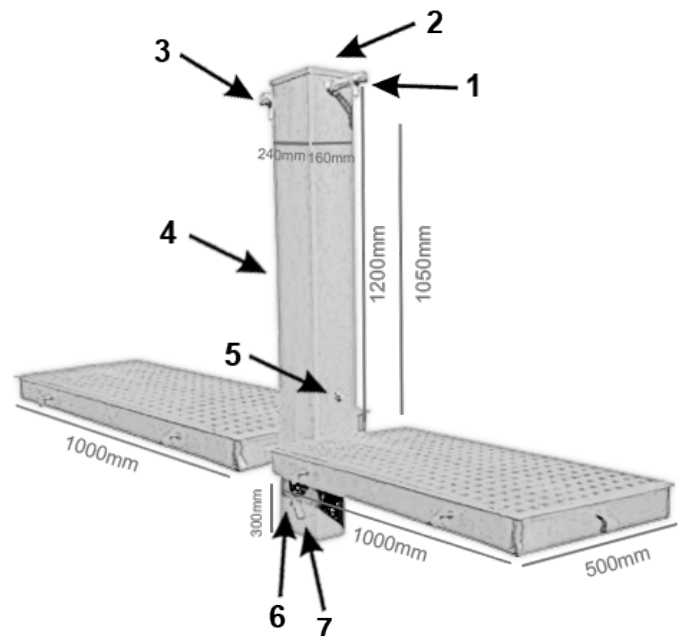

Drinking fountain made from recycled plastic generated from urban waste. Chrome-plated brass tap with top decoration made of stainless steel  
AISI 304.

#### Drinking Fountain FDM-01 characteristics:

- Robust and decorative.
- Made of recycled and recyclable materials.
- Recycled plastic requires no maintenance.
- It reduces dumping sites by using recycled plastic.
- It is water resistant, and 100% recyclable.
- In difference with wood or steel, it is resistant to outdoors. It is lighter than concrete and cheaper than stainless steel.
- Body and the strainer made of 100% recycled plastic.
- Strainer made of 100% recycled plastic with a galvanised steel frame for a better grip (it is also available in stainless Steel).
- Anchoring by fixing or a base ready to screw.
- 20 years of guarantee in case of normal application.
- Trim of stainless Steel of maximum quality.
- Adjustable water exit.
- Time-delayed chrome-plated brass tap for greater water-saving, personalized by the European manufacturer Presto.
- Design Registered CEE

#### Our urban drinking fountains Martín Mena<sup>®</sup> stand out because:

- It lacks sharp edges.
- It is very rare they break down.
- There require no maintenance, except metal members.
- The design of water evacuation allows an appropriate drainage, preventing wastewater.
- Easy and fast installation and building work.



#### Technical Characteristics

1. Faucet Supplier
2. Stainless Trim
3. Faucet Supplier
4. Body
5. Branding MARTÍN MENA<sup>®</sup>
6. Water entrance 1/2"
7. Flow regulator

# FOUNTAIN FDM-01

## Serial Hercules

### **Installation:**

---

Installation should be done by a profesional.

#### **We suggest:**

1. You need a perfectly horizontal surface.
2. The embedded should be 300 mm. deep from the body of the fountain and it should be an concreting with a rectangular basement of at least 40 cm.
3. For the installation of the strainer of recycled plastic it should be drilled a hole of 1200x2200 mm. to recess the metal frame which will hold the strainer.
4. The fountain has a water inlet `1/2` which should be connected to the matching drinking water supplies and the wastewater drainage.

### **Rules:**

---

#### **Rule 1:**

Before putting into service any one of our taps, is indispensable to purge the water pipes.

#### **Rule 2:**

After putting into service and in case of any anomaly, the mechanism should be extracted and cleared under running water. Don't use objects that might damage the parts of the fountain.

#### **Rule 3:**

In case of fountains installed in places with low temperatures and not used during winter period, it is advisable to clear water pipes, dismantle the mechanism and keep it in a place with no light and with an ambient temperature of 12 degrees.

#### **Rule 4:**

The chrome-plated back of our fountains should be cleared exclusively in soapy water. Care products with abrasives, acids, basics, ammonia are extremely harmful. In case of calcareous deposits, it is advisable to use scale-dissolving products.

#### **Rule 5:**

Never grease the internal mechanism, especially the junctions and the cylinder.

**Problem:** if you realize during the installation of the fountain that the bubbler is losing water.

**Solution:** tighten the tap strongly with an appropriate wrench, trying not to damage the chromium plating. You will see that water loss get smaller immediately till it stops completely.

# DRINKING FOUNTAIN FDM-01

## Serial Hercules

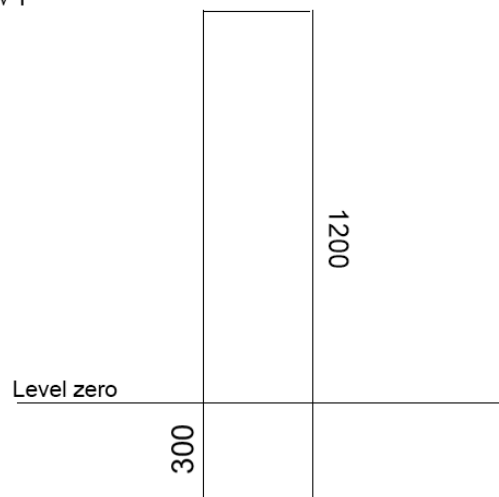
### Taps treatment:

---

Martín Mena<sup>®</sup> fountain`s taps are time-delayed, ecologic, with a chrome-plated brass body with an approximated consume of 0,4 l per each use, producing a saving of even 76 %.

Technical draw of FDM 01

Technical draw 1



Technical draw 2

